

Stroud District Warm Spaces - Open Collection account

Creative Sustainability are hosting an online funding space via the Open Collective platform called Stroud District Warm Spaces. The platform allows groups to receive funding, raise further funds and spend the funds in a transparent way.

opencollective.com/stroud-district-community-hubs

Funding

We contribute an initial sum of money from Stroud District Council and will work with the spaces to solicit further funding from general funders and local community supporters.

Spaces can share their page with their community such as by newsletter or on social media to receive further contributions. We have produced a short guide on ways to help you do this.

Application

There are three main steps to creating a Warm Spaces account on the Open Collective platform. Full details are given over the next few pages.

1. Create user accounts for two people who will be the administrators.
2. Create an account for your group linked to the two admin accounts.
3. Join the Stroud District Warm Spaces Collective

You can then update your account information for visitors and funders.

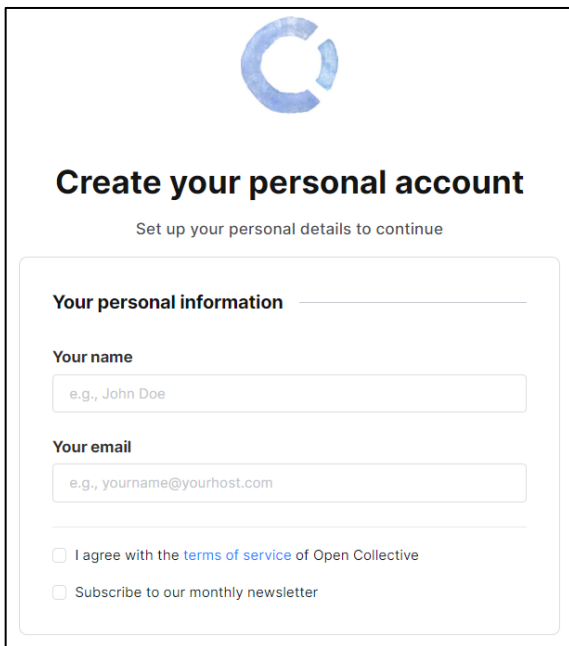
What happens next?

Creative Sustainability will check your application and if everything is okay, will transfer a £200 contribution from Stroud District Council.

People can submit a receipt or invoice in order to receive payment from the site by uploading a simple payment claim. The group administrators can then approve these payments.

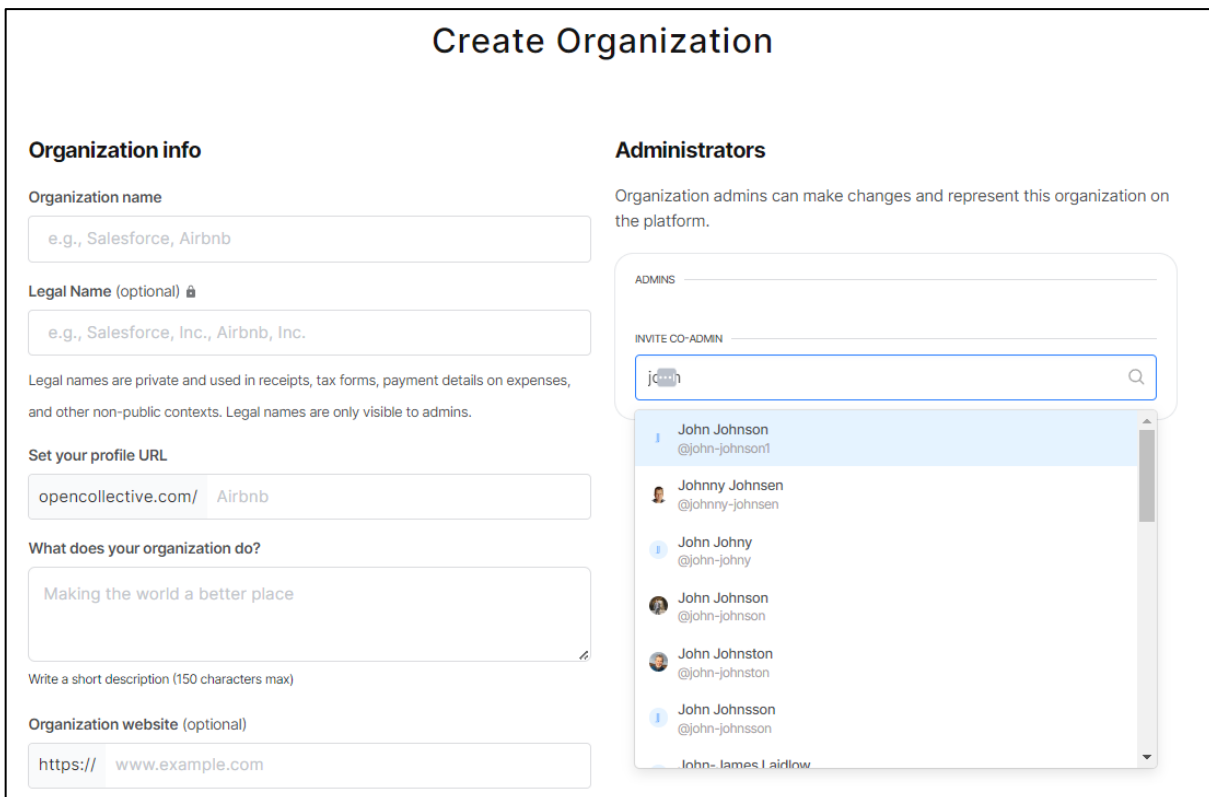
Read [further details on the expenses procedure](#).

1. Create user accounts for **two** people who will be the administrators.
opencollective.com/create-account



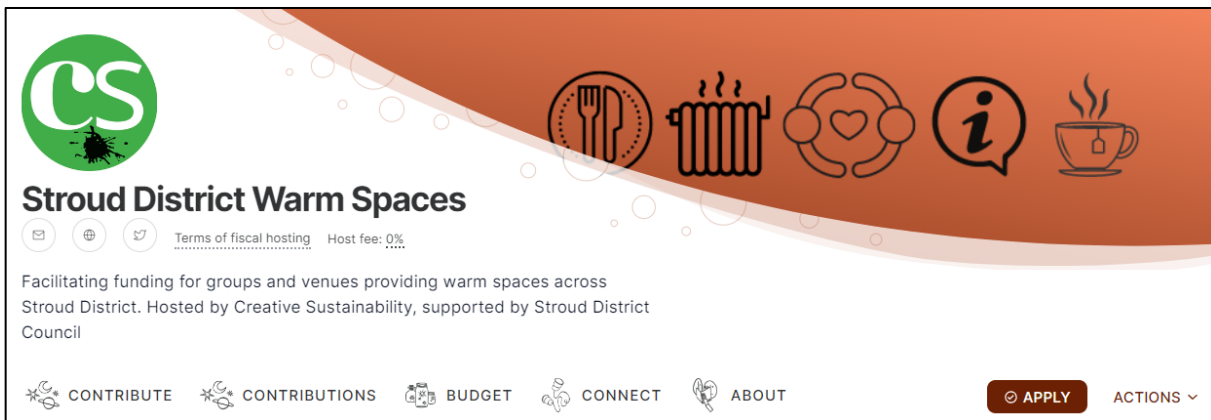
The screenshot shows the 'Create your personal account' page. At the top is the Open Collective logo. Below it is the heading 'Create your personal account' and the subtext 'Set up your personal details to continue'. The form is divided into sections: 'Your personal information', 'Your name' (with a placeholder 'e.g., John Doe'), 'Your email' (with a placeholder 'e.g., yourname@yourhost.com'), and two checkboxes: 'I agree with the terms of service of Open Collective' and 'Subscribe to our monthly newsletter'.

2. Sign into one of the admin accounts and create an account for your organisation.
opencollective.com/organizations/new



The screenshot shows the 'Create Organization' page. The heading is 'Create Organization'. The form is split into two columns. The left column is 'Organization info' and includes: 'Organization name' (placeholder: 'e.g., Salesforce, Airbnb'), 'Legal Name (optional)' (placeholder: 'e.g., Salesforce, Inc., Airbnb, Inc.'), 'Set your profile URL' (placeholder: 'opencollective.com/ Airbnb'), and 'What does your organization do?' (placeholder: 'Making the world a better place'). The right column is 'Administrators' and includes: 'Organization admins can make changes and represent this organization on the platform.', 'ADMINS' (empty list), 'INVITE CO-ADMIN' (input field with 'john' and a search icon), and a dropdown list of search results for 'john' including 'John Johnson @john-johnson1', 'Johnny Johnsen @johnny-johnsen', 'John Johny @john-johny', 'John Johnson @john-johnson', 'John Johnston @john-johnston', and 'John Johnsson @john-johnsson'.

3. Visit the Stroud District Warm Spaces page and apply to join opencollective.com/stroud-district-community-hubs



4. Complete the pop-up form

✓ — 2

INFORMATION APPLY

Which account is applying to Stroud District Warm Spaces?

No selection

This field is required

Minimum Administrators Required

ADMINISTRATORS

INVITE ADMINISTRATORS

Search for Users by name or email

Your selected Fiscal Host requires you to add a minimum of 2 admins. You can manage your admins from the Collective Settings.


To register as a collective, community groups or venues will need to: 1. Agree to the 'warm spaces' fiscal terms, by default in applying 2. Identify no less than 2 administrators to manage income and expenditure on the collective 3. Write a brief summary of their Warm Space offer - where, what and when activities will take place 4. Commit to working with SDC to ensure necessary and appropriate policies and procedures in place

0 / 3000

I agree with the [terms of service](#) of Stroud District Warm Spaces

5. Complete your Collective profile

Visit your admin page to set up your profile: www.opencollective.com/yournamehere/admin



CS Cainscross Warm Space

- Info**
- Profile Page
- Goals
- Connected Accounts
- Policies
- Custom Email
- Export
- Fiscal Host
- Team
- Tiers

Info

Display name

Display names are public and used wherever this profile appears publicly, like contributions, comments on updates, public info on expenses, etc.

Short description

Handle

Set your profile URL

Location

 ×

Fromehall Mill
[Stroud GL5 3EH, GB](#)

INFO: Change your display name and description, links and map